
Setting Up Direct Deposit for Student Account Refunds

As a student, you are required to sign up for direct deposit in order for the Cashier's Office to most quickly deliver any credit balances directly to your bank account. The bank account can be any US checking account of your choice. However, if you use a foreign bank, you can't set up direct deposit and you will be issued a paper check for your refund. You can learn more at cashier.unc.edu/student-accounts/refunds or by contacting the Cashier's Office at cashier@unc.edu.

Setting Up Direct Deposit for Student Account Refunds

Follow these steps to set up direct deposit for student account refunds.

1. Go to connectcarolina.unc.edu and click the green **LOG IN** button.



2. Enter your Onyen and password, and then click the **Sign in** button.

Single Sign-On

Onyen -or- UNC Guest ID

Password

Sign in

Reset password for [Onyen](#) | [UNC Guest ID](#) or get [help](#).

Important To protect your personal information, you must close every instance of this browser that is open on your computer when you log out.

3. Click the **Student Center** tile.

Student Center



Student Finances



Amount due: \$20554.96

Enrollment

Internal Transcript

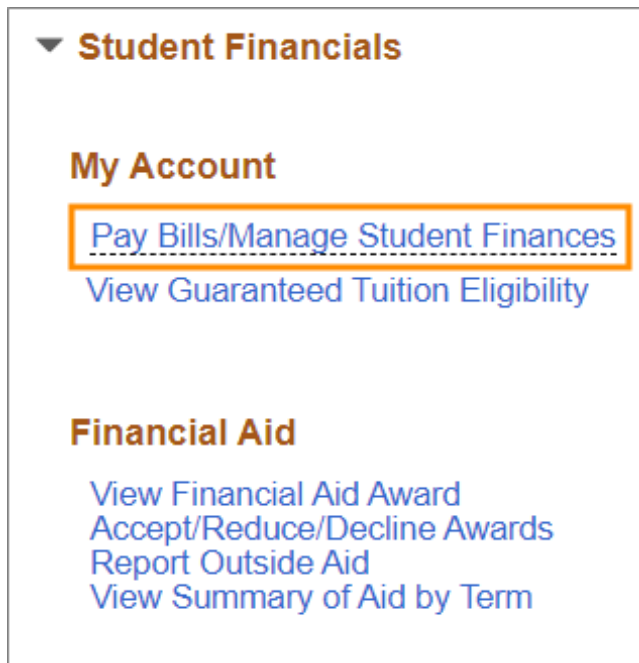
Tar Heel Tracker



GPA Calculator

Shopping Cart

4. Click **Pay Bills/Manage Student Finances**.

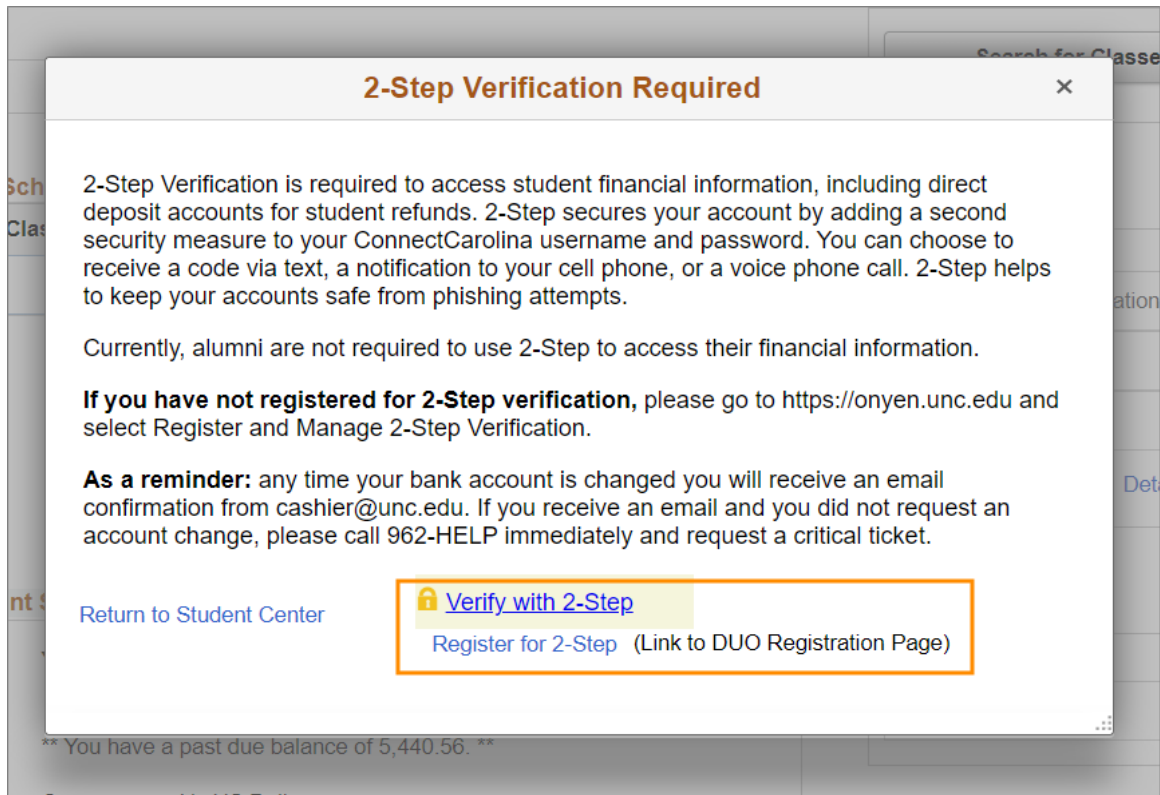


Result: The system displays a **2-Step Verification Required** pop-up window.

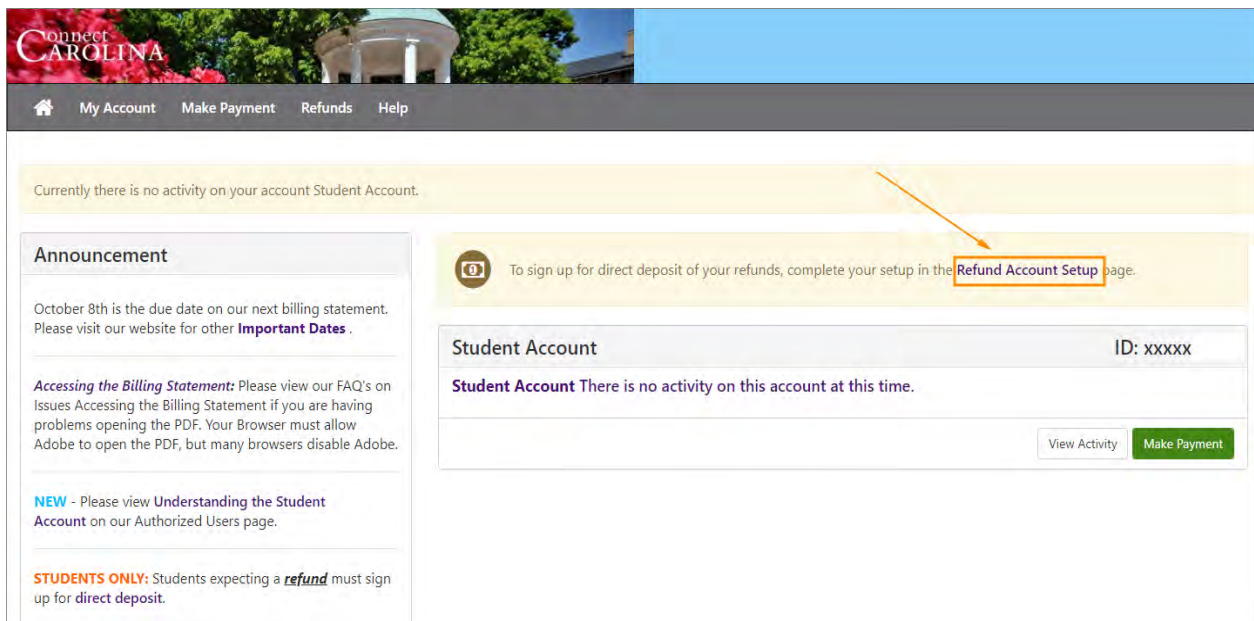
Important: If you don't see the 2-Step pop-up window below, turn off your pop-up blocker and click the Pay Bills/Manage Student Finances link again.

5. Read the pop-up message and do one of the following

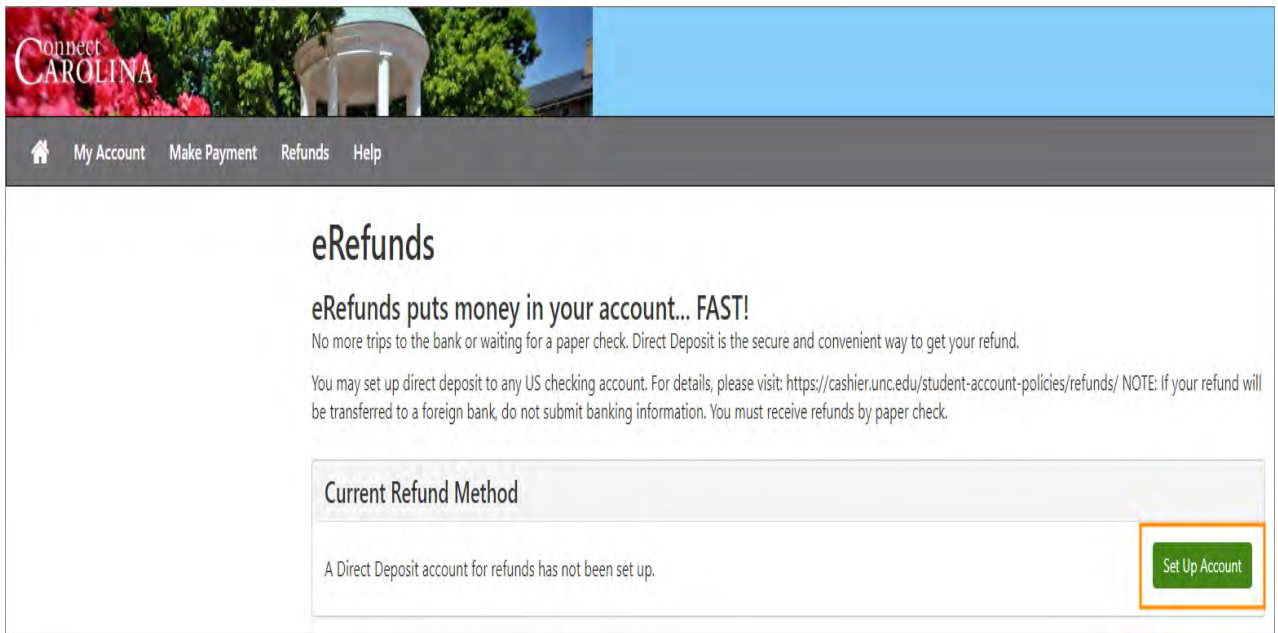
- If you've already registered for 2-Step Verification, click the **Verify with 2-Step** link and follow the instructions for logging in **OR**
- If you haven't registered for 2-Step Verification, click the **Register for 2-Step** link. You can find information about [2-Step verification on ccinfo.unc.edu](https://ccinfo.unc.edu).



6. Click the **Refund Account Setup** link.



7. Click the **Set Up Account** button.



8. Enter your Account and Billing Information and then click the **Continue** button.

9. Review your bank information, check the **I Agree** box, and then click the **Continue** button.

Set Up Refund Account

I hereby authorize **University of North Carolina - Chapel Hill** to initiate debit or credit entries to my bank account according to the terms below, and for my financial institution to debit or credit the same to such account.

- Payments: I understand that debits from my bank account will only be made when I set up an electronic payment, and that I may be charged a \$25 return fee if my payment is returned unpaid for any reason.
- Refunds: I understand that I will not be charged a fee for credit balance refunds to my bank account.

Name: STEVE TRAINSMITH

Address: 123 MAIN STREET
CHAPEL HILL, NC 27599

Depository: YOUR BANK
456 PARK STREET
RALEIGH, NC 27506

Routing Number: 123456789

Account Number: 123456789

This agreement is dated 10/11/19 2:18:20 PM CDT.

For fraud detection purposes, your internet address has been logged: at 10/11/19 2:18:20 PM CDT

Any false information entered hereon constitutes as fraud and subjects the party entering same to felony prosecution under both Federal and State laws of the United States. Violators will be prosecuted to the fullest extent of the law.

To revoke this authorization agreement you must contact: **cashier@unc.edu**

Print and retain a copy of this agreement.

Please check the box below to agree to the terms and continue.

I Agree

Print Agreement Cancel **Continue**

Result: The system saves your new ACH refund account and shows your Current Refund Method.

10. If you need to make changes to your refund account information, click the settings icon and then click **Update**.

eRefunds

Your new ACH refund account has been saved.

eRefunds puts money in your account... FAST!

No more trips to the bank or waiting for a paper check. Direct Deposit is the secure and convenient way to get your refund.

You may set up direct deposit to any US checking account. For details, please visit: <https://cashier.unc.edu/student-account-policies/refunds/> NOTE: If your refund will be transferred to a foreign bank, do not submit banking information. You must receive refunds by paper check.

Current Refund Method

SECU - xxxxxxxx1234



Update

Remove

Refund History for Steve Trainsmith

You have no past refunds.